

Strand pelletizing system

ips-SGA



- Particularly easy start-up of the pelletizing process
- Automatic re-threading after strand breakage
- Variable polymer strand cooling lengths before cutting
- Can be integrated into existing production lines
- Integrated strand dewatering for low residual moisture
- Higher production yields
- Lower staff costs
- Central control panel
- Working widths from 120 to 420 mm

Option: Can be adjusted to customers' requirements at any time

Option: ips-PWS process water system

Option: Automatic cutting gap adjustment (patented)

Option: Cooling length before cutting can be adjusted at any time to customers' requirements

Option: Online pellet length adjustment

Option: Operation from left or right

Option: Cutting area cooling

Option: Interface for integration into external control systems


Option: Draw-in speeds up to 140 m/min.

Design details

- Cutting and draw-in devices with bearings on both sides
- Driven upper steel feed roller
- Sound insulation as standard
- Optimum accessibility to the cutting area for cleaning and maintenance
- Compact, robust design
- No electrical components in or on the cutting head
- Easy access to the pneumatic control system



Strand pelletizer with automatic strand feed




Integrated strand dewatering with strand conveyor roller



Central control panel that can be moved along the full length of the system



Easily replaceable process water spray nozzels



Fast, tool-free access to the strand conveyor belt for maintenance and repair



Well-designed details – rounded start-up head to prevent the deposit of polymer strands



Easy to move the strand conveyor for cleaning or maintenance



Particularly easy, ergonomic operation. Height adjustment of the start-up head for adaption to the process conditions



Option:
Online pellet length adjustment



Driven upper feed roller



Option:
Operation from left or right

Options and accessories

ips systems are available with a range of options and accessories. We will be happy to advise you on the systems we offer, and the additions that will be best for you.




Process water system with filtering and temperature control




Extraction above the strand cooling chute




Plug connector for connection to a process data system



Water preseparation to suit process requirements



Strand conveyor belts tailored to the process requirements



Cutting tools optimally tailored to your requirements are available; cutting rotors of hardened chromium steel, of sintered PM steel or with clamped or soldered HM blades

Throughput data

Size	ips-SGA 120/2	ips-SGA 220/2	ips-SGA 320/2	ips-SGA 420/2
PA6, PA6.6 + 15 – 50% GF or filler	1,000	1,800	2,500	3,250
PE, PP + 15 – 50% GF or filler	520	920	1,320	1,720
ABS/PC blend + 15 – 50% GF or filler	650	1,150	1,650	2,150
PET, PBT + 15 – 50% GF or filler	800	1,600	2,000	2,600

Throughput data depends on:

Pellet length, pellet diameter, draw-in speed, number of strands, power, cooling time before cut, etc.



Option:
Interface for
data exchange



Option:
Pneumatic pressure on
the upper feed roller

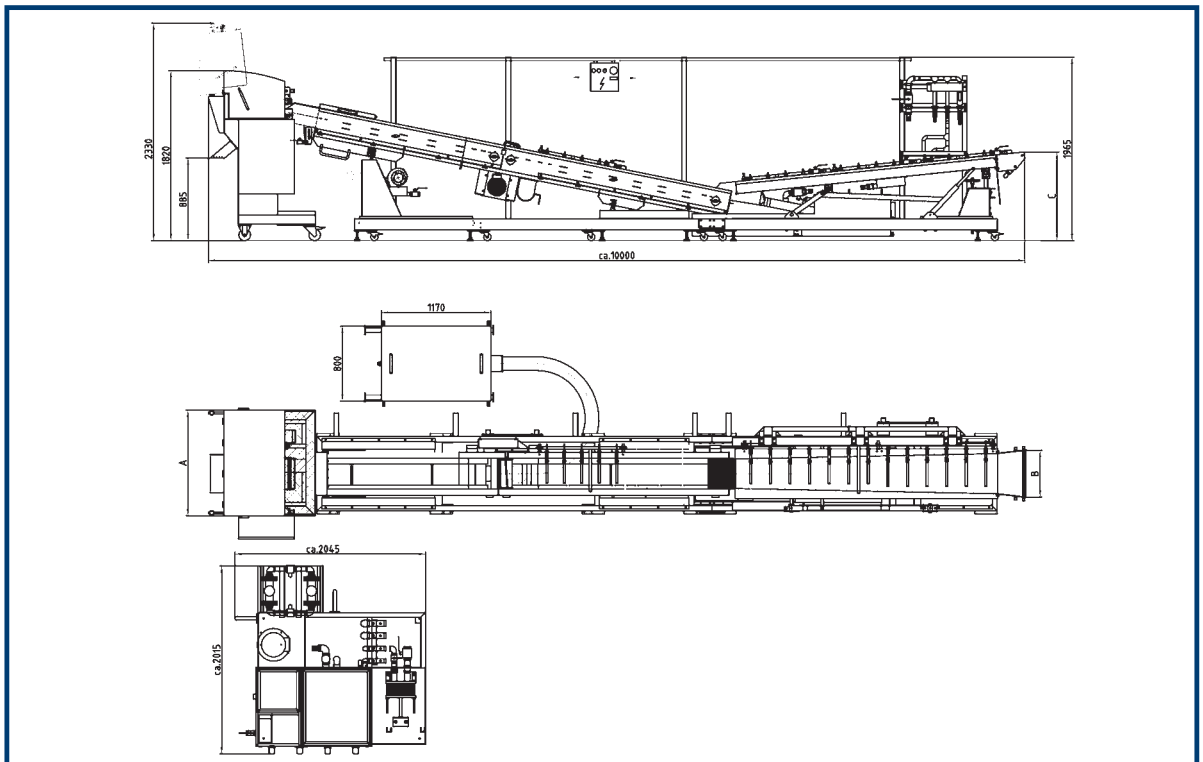


Option:
Automatic
cutting gap
adjustment

Technical data

Size	ips-SGA 120/2	ips-SGA 220/2	ips-SGA 320/2	ips-SGA 420/2
Draw-in and cutting width (mm)	120	220	320	420
Drive	Three-phase motor with belt drive			
Power (kW)	3 – 15	5 – 22	7,5 – 30	11 – 37
Draw-in speed range (m/min) with a pellet length of 3 mm	20 – 120	20 – 120	20 – 120	20 – 120
Strand dewatering – fan data				
Motor (kW) Volume	2.2	4.0	5.5	7.5
throughput (m ³ /min.)	43	52	56	62
Pressure increase (dpPa)	390	590	750	870
Process cooling water requirement Total (m ³ /h)	10	12	15	18
Strand conveyor belt drive (kW)	0.75	0.75	0.75	0.75
Max. number of strands with strand diameter of 3.0 mm and 10 mm spacing	13	23	33	43
Other	Standard pellet length: 3 mm or from 1.5 – 5.0 mm in steps of 0.5 mm or infinitely adjustable online pellet length setting			

Dimensions



Size	ips-SGA 120/2	ips-SGA 220/2	ips-SGA 320/2	ips-SGA 420/2
A (mm) approx.	930	930	1,130	1,330
B (mm) approx.	230	330	430	530
C (mm) approx.	950 – 1,000	950 – 1,000	950 – 1,000	950 – 1,000
Weight (kg) approx.	2,000	2,300	2,600	3,500

We reserve the right to make changes without notice. The illustrations may include options and accessories that are not part of the standard scope of supply.

