


Efficient.
Unique.
Profitable.

MAS ReCompound Line

- 1 MAS 75 incl. venting port
- 2 CDF 500-D
filtration fineness between 90 µm and 1,000 µm
- 3 Cascade extruder TA 140
incl. two venting ports



MAS 75-K (depiction)

A+++
more than
-100,000 € less
energy costs



€
up to
+450,000 € more
turnover



⊘
up to
+15 % higher
density



Benefit with MAS:

Further advantages, detailed explanations of the key figures and the level of performance of MAS can be found at:
www.mas-austria.com

Type	Extruder	Extruder drive (kW)	Melt filter	Active screen surface [cm ²]	Cascade	Cascade drive (kW)	Throughput from [kg/h]	Throughput up to [kg/h]
ReCompound Line Film 400	MAS 55	99/124	CDF 300	792	TA 100	18,5	200	400
ReCompound Line Film 800	MAS 75	180/210/225	CDF 500	1640	TA 140	55	400	800
ReCompound Line Film 1200	MAS 90	240/280	CDF 500-D	3280	TA 180	110/132/160	700	1.200
ReCompound Line Film 1600	MAS 93	280/345	CDF 500-D	6560	TA 180	110/132/160	900	1.600
ReCompound Line ReGrind 350	MAS 45	45					150	350
ReCompound Line ReGrind 600	MAS 55	99/124	CDF 300	792	TA 100	18,5	400	600
ReCompound Line ReGrind 1200	MAS 75	180/210/225	CDF 500	1640	TA 140	55	800	1.200
ReCompound Line ReGrind 1600	MAS 90	240/280	CDF 500-D	3280	TA 180	110/132/160	1.000	1.600
ReCompound Line ReGrind 2000	MAS 93	280/345	CDF 500-D	3280	TA 180	110/132/160	1.200	2.000
ReCompound Line ReGrind 2500	MAS 93-400	400	CDF 500-DP	6560	TA 180	110/132/160	1.500	2.500

One of a kind and highly efficient


Since MAS introduced the Cascade Extruder concept in 2010, it has become possible to re-pelletize materials that were generally regarded as difficult to process and de-gas. In this concept, the MAS co-rotating conical twin screw extruder works in conjunction with a single screw cascade extruder to reprocess and de-gas the material. Additionally, this allows the efficient combination of reprocessing of recycled materials with compounding into one step.

A key feature of the conical geometry gives the MAS Extruder an enormous feed opening with a high input volume. The special characteristics of the MAS extruder mean it is ideal for compounding virgin materials, granulates, powders, as well as regrind and materials with low bulk density, such as film flakes in combination with additives and fillers (color Masterbatch, UV stabilizers, CaCo³, Talcum, BaSo₄, flame retardants, peroxides, etc.) Due to the unique design no side feeders are required to achieve the re-compounding goals.

The MAS Extruder, with its co-rotating, twin-screw design, ensures a smooth melting process and superior homogenization. Gasses and other volatiles trapped within the melt are reliably removed through the MAS venting ports. The CDF filter removes soft contaminants such as wood, paper, non-melted plastics, rubber, etc. from the homogenized melt. The melt is ideally prepared for the second degassing at the single screw cascade extruder. The purpose-built venting zone of the Cascade extruder is equipped with a melt diverter segment. This feature, in combination with a tailored design of screw geometry provides a dynamic and continuous maximum melt surface. Three large venting ports paired with the relevant vacuum pump performance, provide extremely high venting efficiency making it suitable for the most difficult degassing applications.

All input materials, even film, can be gravimetrically fed into the MAS twin screw extruder. Therefore, it is possible for customers to develop individual recipes that can be stored in the operating system of the extruder and can be retrieved at any time. The tailor-made production of compounds enables the manufacturer to flexibly adjust to market demands and requirements.


On request it is also possible, to insert additives into the melt downstream of the filter, prior to entering the cascade extruder.



Large Feed Opening with enormous intake-volume and therefore good intake behavior

MAS stands for

- ▶ due to the large intake volume of the MAS extruder film flakes can be recycled and compounded in one step
- ▶ efficient re-pelletizing & compounding in one step additives and fillers can be added without side feeders
- ▶ qualitative recycling of material that is difficult to degas
- ▶ gravimetric dosing of all input materials (even film flakes), this allows the use of individual recipes and produce high-quality pellets
- ▶ very low specific energy consumption



Highly efficient degassing downstream of the melt filtration

